



Omniva Manual:
Installing and using
Omniva Shipping
module for
Magento


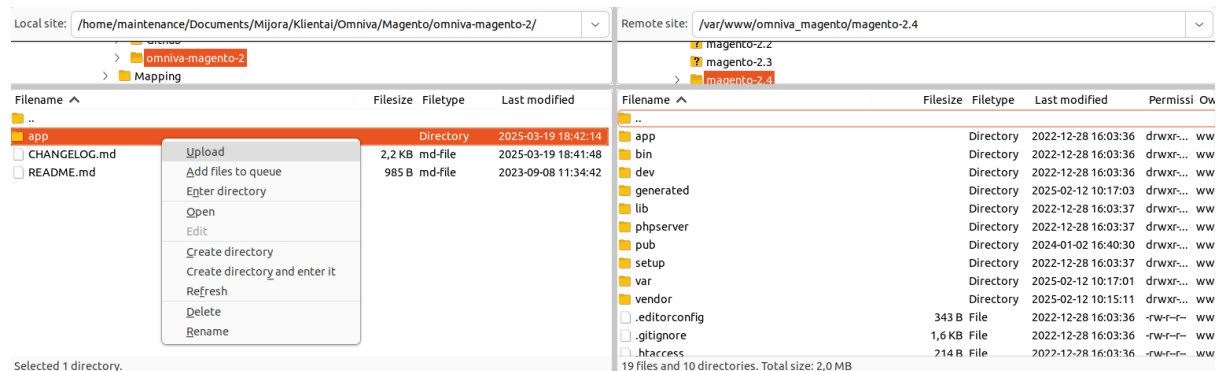


Table of Contents

Installation.....	3
Configuration	4
Cash On Delivery (COD) service	11
How to use.....	14
Order review.....	15
Calling for courier pickup	15

Installation

Extract the downloaded module ZIP file and upload the "app" directory to your Magento root directory.



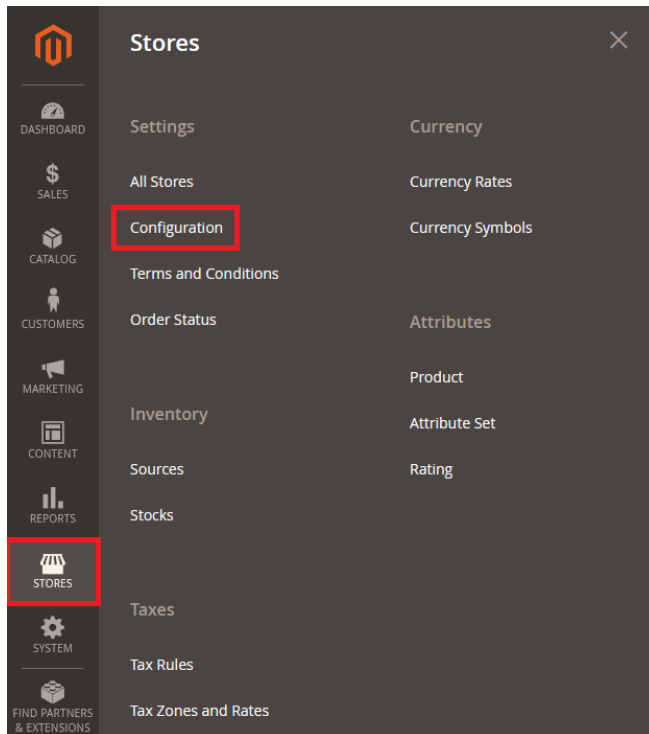
Connect to server with SSH access and run commands from root directory:

```
composer require mijora/omniva-api
php bin/magento setup:upgrade
php -d memory_limit=2G bin/magento setup:di:compile
php bin/magento setup:static-content:deploy --language lt_LT
php bin/magento setup:static-content:deploy --language en_US
php bin/magento indexer:reindex
php bin/magento cache:flush
```

Important! If uploading files or running commands used other account than web service, will be needed to fix file access rights.

Configuration

In the Magento system administration menu, select *Stores* → *Settings* → *Configuration*.



On the page that opens, select the *Sales* block and select *Delivery Methods* from its menu. The delivery methods settings will be loaded, including the *Omniva* section.

Configuration Save Config

SECURITY ▾

CUSTOMERS ▾

SALES ▴

Sales

Sales Emails

PDF Print-outs

Tax

Checkout

Shipping Settings

Multishipping Settings

Delivery Methods

Google API

Payment Methods

3D Secure

Table Rates ⌵

In-Store Delivery ⌵

UPS ⌵

USPS ⌵

FedEx ⌵

DHL ⌵

Omniva ⌵

Enabled for Checkout [website] Use system value

Title [store view] Use system value

Title for Matkahuolto [store view] Use system value

Company name [website]

Bank account number [website]

Company street address [website]

If the Omniva section is collapsed, click on it to expand it.

The module has the following settings:

Parameter	Value example	Description
Enabled for Checkout	Yes	Select Yes if want to display this module's shipping methods on the Checkout page
Title	Omniva	The name that will be displayed next to the available shipping methods
Title for Matkahuolto	Matkahuolto	The name that will be displayed next to available shipping methods in countries where Matkahuolto parcel machines are available
User ID	1234567	Webservice login name that is different from the client environment login, if you do not have a login name, contact Omniva manager
Password	*****	Webservice login password that is different from logging in to the client environment
Gateway URL	https://edixml.post.ee	Omniva Webservice login address will be filled in automatically after installation

Parameter	Value example	Description
Company name	UAB Test	Your company name
Bank account number	LT121000011101001000	Your account number to which the money will be transferred if you use the COD (Cash on Delivery) service
Company street address	Testo g. 1	The address of your company or warehouse to which the courier will arrive to pick up the parcels, as well as undelivered parcels will be returned to this address. This value includes the street, house and/or apartment number
Company city	Kaunas	The city address specified in the Company street address field
Company postcode	12345	The zip code of the address in the Company street address field. If the address is in Latvia, then the structure of this value will be LV-1234
Company country code	LT	The country code of the address in the Company street address field
Company phone	+37060000000	The telephone number the courier should contact to pick up or drop off parcels upon arrival
Pick up from store type	Courier	Method of delivery. <i>Courier</i> - Shipments will arrive to pick up the courier to the address you specify. <i>Parcel terminal</i> - You will have a parcel deliver and place in any Omniva parcel machine.
Courier maximum package weight	50	Shipment weight (kg) up to which the Omniva Courier shipping method will be displayed
Parcel terminal maximum package weight	30	Shipment weight (kg) up to which the Omniva Parcel terminal shipping method will be displayed
Free Shipping Amount Threshold	Enable	Activate if you want to be able to specify the amount above which shipping will be free
LT/LV/EE/FI Courier shipping price	4	The shipping price to be paid by the customer after selecting the shipping method to the specified address
LT/LV/EE/FI Parcel terminal shipping price	3	The shipping cost that the customer will have to pay when choosing the shipping method to the parcel terminal

Parameter	Value example	Description
Free from	100	Amount above which shipping method becomes free
International Economy/Standard/Premium price	15	The shipping cost that the customer will have to pay when choosing an international shipping method
Combine labels	Yes	If Yes, 4 labels will be printed on one A4 sheet
Default fragile option	Yes	If Yes, Fragile service will be automatically added to all shipments
Add 18+ service by product attribute code	adult	Magento attribute code, which when added to a product, automatically adds a 18+ service to the shipment when the product is in it
Send return code	No	If Yes, a return code is sent to the recipient. Note! This service may be charged additionally
Allowed Methods	Courier Parcel terminal International	Specify the shipping methods you want to show to your store customers. <i>Courier</i> - Delivery to the specified address. <i>Parcel terminal</i> - Delivery to the parcel terminal. <i>International</i> - Delivery outside the Baltic States.
Displayed Error Message	This shipping method is currently unavailable. If you would like to ship using this shipping method, please contact us.	Error message that appears if no shipping method is available
Ship to Applicable Countries	All Allowed Countries	Option to set the sending settings to the desired countries. <i>All Allowed Countries</i> - Shipping to all countries allowed by the module. <i>Selected countries</i> - Can select the countries to which shipping will be allowed.
Ship to Specific Countries	Lithuania Latvia Estonia	If you have selected the setting Ship to Applicable Countries to be Specific Countries, then here you can choose which countries you want to allow shipping to
Show Method if Not Applicable	No	Load methods when they are not available

Parameter	Value example	Description
Sort Order	1	Position for displaying shipping methods. Lower values (e.g., 0, 1) appear higher in the list.

After entering the required information, press the button **Save config** at the top right.

Save Config

Omniva



Enabled for Checkout <small>[website]</small>	<input type="text" value="Yes"/>	<input type="checkbox"/> Use system value
Title <small>[store view]</small>	<input type="text" value="Omniva"/>	<input type="checkbox"/> Use system value
Title for Matkahuolto <small>[store view]</small>	<input type="text" value="Matkahuolto"/>	<input type="checkbox"/> Use system value
User ID <small>[website]</small>	<input type="text" value="7005511"/>	
Password <small>[website]</small>	<input type="text" value="72CNyk2z"/>	
Gateway URL <small>[website]</small>	<input type="text" value="https://edixml.post.ee"/>	<input checked="" type="checkbox"/> Use system value
Company name <small>[website]</small>	<input type="text" value="Test Mijora"/>	
Bank account number <small>[website]</small>	<input type="text" value="LT121000011101001000"/>	
Company street address <small>[website]</small>	<input type="text" value="Testo g. 1"/>	
Company city <small>[website]</small>	<input type="text" value="Kaunas"/>	
Company postcode <small>[website]</small>	<input type="text" value="47185"/>	

Company country code <small>[website]</small>	<input type="text" value="LT"/>	
Company phone <small>[website]</small>	<input type="text" value="+37060000000"/>	
Pick up from store type <small>[website]</small>	<input type="text" value="Courier"/>	<input type="checkbox"/> Use system value
Courier maximum package weight <small>[website]</small>	<input type="text" value="25"/>	<input type="checkbox"/> Use system value
Parcel terminal maximum package weight <small>[website]</small>	<input type="text" value="30"/>	<input checked="" type="checkbox"/> Use system value
Free Shipping Amount Threshold <small>[website]</small>	<input type="text" value="Disable"/>	
LT Courier shipping price <small>[store view]</small>	<input type="text" value="3"/>	
LT Parcel terminal shipping price <small>[store view]</small>	<input type="text" value="2"/>	
LV Courier shipping price <small>[store view]</small>	<input type="text" value="4"/>	
LV Parcel terminal shipping price <small>[store view]</small>	<input type="text" value="3"/>	
EE Courier shipping price <small>[store view]</small>	<input type="text" value="5"/>	
EE Parcel terminal shipping price <small>[store view]</small>	<input type="text" value="4"/>	
EE Courier Plus shipping price <small>[store view]</small>	<input type="text"/>	
FI Courier shipping price <small>[store view]</small>	<input type="text" value="10"/>	
FI Parcel terminal shipping price <small>[store view]</small>	<input type="text" value="7"/>	
International Economy price <small>[store view]</small>	<input type="text" value="15"/>	
International Standard price <small>[store view]</small>	<input type="text" value="20"/>	
International Premium price <small>[store view]</small>	<input type="text" value="25"/>	
Combine labels <small>[store view]</small>	<input type="text" value="No"/>	
Default fragile option <small>[store view]</small>	<input type="text" value="No"/>	
Add 18+ service by product attribute code <small>[store view]</small>	<input type="text" value="adult"/>	
Send return code <small>[store view]</small>	<input type="text" value="No"/>	

Please note that extra charges may apply. For more information, contact your Omniva's business customer support.

Allowed Methods
[website]

Courier
Parcel terminal
Courier Plus
International

Use system value

Displayed Error Message
[store view]

This shipping method is currently unavailable. If you would like to ship using this shipping method, please contact us.

Use system value

Ship to Applicable Countries
[website]

All Allowed Countries

Use system value

Ship to Specific Countries
[website]

Estonia
Latvia
Lithuania
Finland
Austria
Belgium
Bulgaria
Cyprus
Czech Republic
Germany

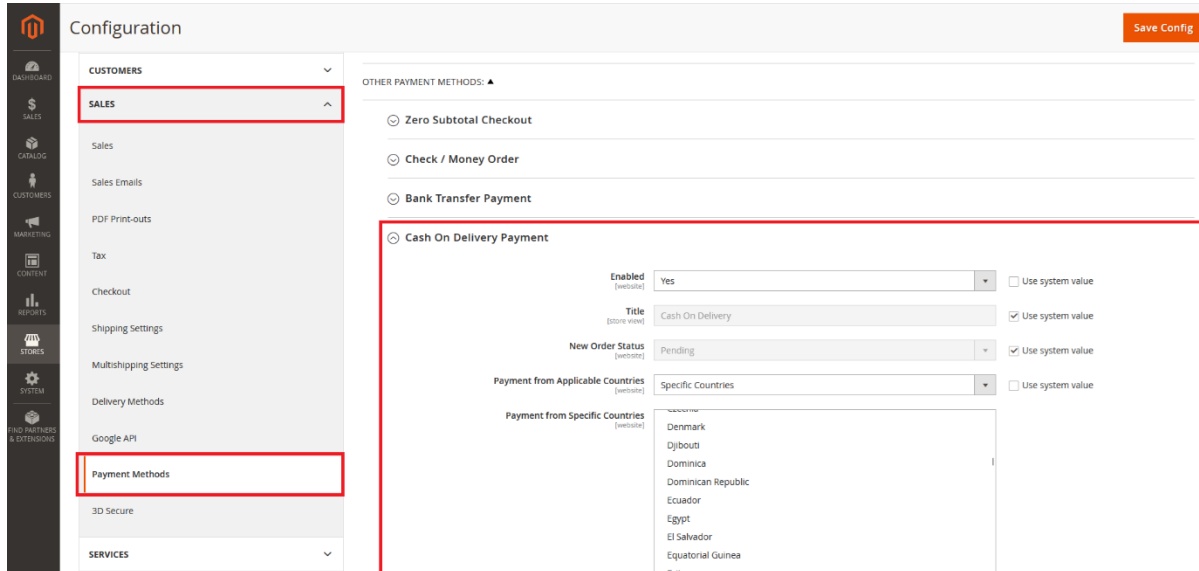
Show Method if Not Applicable
[website]

No

Sort Order
[website]

Cash On Delivery (COD) service

The Omniva module works with the standard Magento COD module, which can be found in the window that opens in the menu *Sales* → *Payment methods* on the left side of the *Store* → *Configuration* menu, find the item *Cash On Delivery Payment*.



This section has the following settings:

Parameter	Value example	Description
Enabled	Yes	Selecting Yes will activate the COD module
Title	Cash On Delivery	The name that will be displayed as the payment method
New Order Status	Pending	Select the status of the new order, which will be determined if this payment method is selected
Payment from Applicable Countries	Specific Countries	<i>All allowed countries</i> - All allowed countries by Magento settings. <i>Specific countries</i> - Select this setting to select the desired COD service countries.
Payment from Specific Countries	Lithuania Latvia Estonia Finland	Active if you have selected <i>Specific Countries</i> . Countries to which you want to apply for cash on delivery service.
Instructions	You will be able to pay for the order at the time of delivery.	The information you want to display to the customer who will choose the COD service
Minimum Order Total	0	The minimum cart amount from which the COD payment option will be displayed

Parameter	Value example	Description
Maximum Order Total	500	The maximum cart amount up to which the COD payment option will be displayed
Sort Order	1	Position for displaying payment method. Lower values (e.g., 0, 1) appear higher in the list.

After entering the required information, press the button **Save config** at the top right.



⏪ Cash On Delivery Payment

Enabled
[website] Yes Use system value

Title
[store view] Cash On Delivery Use system value

New Order Status
[website] Pending Use system value

Payment from Applicable Countries
[website] Specific Countries Use system value

Payment from Specific Countries
[website]

- Kenya
- Kiribati
- Kosovo
- Kuwait
- Kyrgyzstan
- Laos
- Latvia**
- Lebanon
- Lesotho
- Liberia

Instructions
[store view]

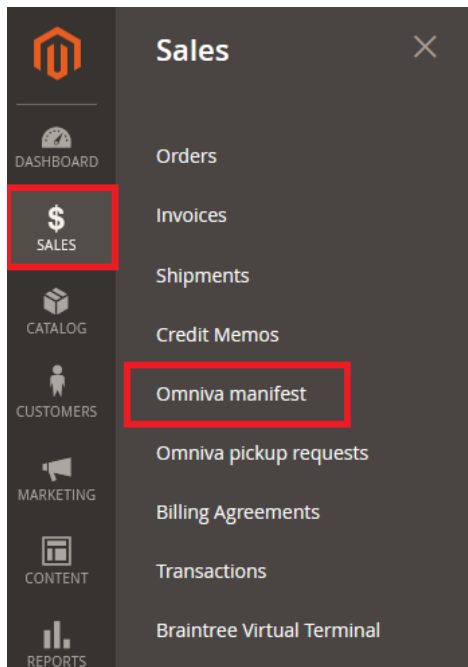
Minimum Order Total
[website]

Maximum Order Total
[website]

Sort Order
[website]

How to use

To see all Omniva orders, in the administration you need to go to *Sales* → *Omniva manifest*.



In the new window that opens, you will see the history of all orders broken down by date. This will make it easier for you to process Omniva shipment orders.

Omniva manifest

🔍 🔔 9 👤 admin ▾

« 1 2 »

New orders

<input type="checkbox"/>	Order #	Shipping method	Tracking	Label history	Manifest generation date
<input type="checkbox"/>	000000003	Parcel terminal: Kauno Giraitės VIADA paštomatas, Kauno r. sav., LT	-	-	
<input type="checkbox"/>	000000007	Courier	-	-	
<input type="checkbox"/>	000000008	Courier Plus	-	-	
<input type="checkbox"/>	000000081	International STANDARD	CE206726410EE	CE206726410EE 2025-03-28 12:27:57	

2025-03-28 12:18

<input type="checkbox"/>	Order #	Shipping method	Tracking	Label history	Manifest generation date
<input type="checkbox"/>	000000078	Parcel terminal: Mārupes RIMI pakomāts, Mārupe, LV	CC736740524EE	CC736707205EE PU 2025-03-28 11:37:57 CC736740524EE PU 2025-03-28 12:17:23 CC736740538EE PU 2025-03-28 12:17:23	2025-03-28 12:18:23
<input type="checkbox"/>	000000079	Parcel terminal: Kauno PC TAUBŪČIAI paštomatas, Kauno m. sav., LT	CC736714935EE	CC736714935EE PU 2025-03-28 11:46:34	2025-03-28 12:18:23
<input type="checkbox"/>	000000080	Parcel terminal: Rīgas Tēriņu ielas 55 pakomāts, , LV	CC736738640EE	CC736738640EE PU 2025-03-28 12:14:59	2025-03-28 12:18:23

[Print manifest](#) [Print labels](#) [Generate labels](#)

To print each label individually or to print all at once, click the Print Labels button below.

Clicking Generate Labels will re-generate new shipment labels and assign new tracking numbers.

Also, a daily manifest can be printed, which must be signed by the courier. You can print it by clicking the button labeled Print Manifest below.

Order review

After opening an Order with Omniva shipping method, you will be able to view the selected parcel terminal and change it (if the Order is not closed). You can also see the label generation history.

Payment & Shipping Method

Payment Information

Check / Money order

The order was placed using EUR.

Shipping & Handling Information

[Track Order](#)

Omniva - Parcel terminal €3.00

Omniva parcel terminal: Rīgas Tēriņu ielas 55 pakomāts, , LV

Omniva label history

Barcode	Service	Generation date
CC736738640EE	PU	2025-03-28 12:14:59

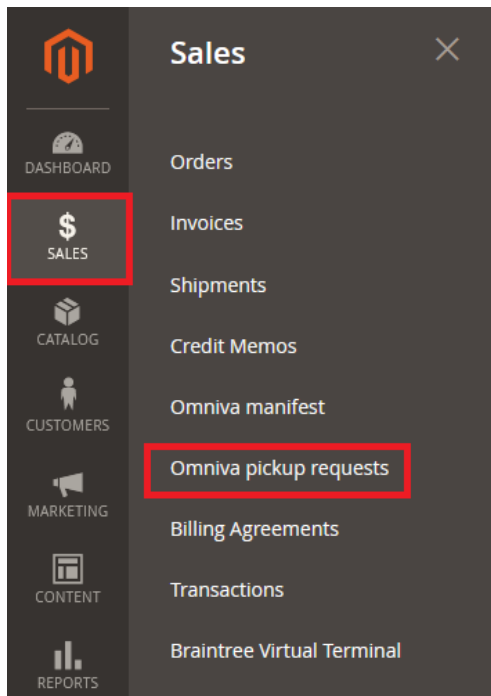
Calling for courier pickup

You can call the courier by going to the list of all orders (*Sales* → *Orders*) and clicking *Request Omniva pickup*.

The screenshot shows the Magento Admin interface. On the left, the 'Sales' sidebar menu is open, with 'Orders' highlighted. The main content area shows a list of orders. A table of orders is visible, with columns for Purchase Date, Bill-to Name, Ship-to Name, Grand Total (Base), Grand Total (Purchased), Status, Action, Allocated sources, and Braintree Transaction Source. The first row shows an order from Mar 28, 2025, with a status of 'Complete' and a 'View' action. A 'Request omniva pickup' button is highlighted in the top right corner of the table area.

Purchase Date	Bill-to Name	Ship-to Name	Grand Total (Base)	Grand Total (Purchased)	Status	Action	Allocated sources	Braintree Transaction Source
Mar 28, 2025 2:27:16 PM	Test Test	Test Test	€62.00	€62.00	Complete	View	Default Source	

You can view and cancel courier calls in the administration by going to *Sales* → *Omniva pickup requests*.



This page will contain a list of all pickup request and, for each of them, the option to cancel the request.

Omniva pickup requests 🔍 9 👤 admin ▾

Search Reset Filter Request omniva pickup 1 records found 20 per page < 1 of 1 >

<input type="checkbox"/>	ID	ID in Omniva system	Called At	
Any ▾	<input type="text" value="From"/> <input type="text" value="To"/>	<input type="text"/>	<input type="text" value="From"/> <input type="text" value="To"/>	
<input type="checkbox"/>	24	108266293	Nov 14, 2023, 10:23:37 AM	Cancel and delete

Note! Each courier call is charged when the courier arrives, so if you call the courier by mistake, we recommend that you cancel it as soon as possible.